



LED PLD

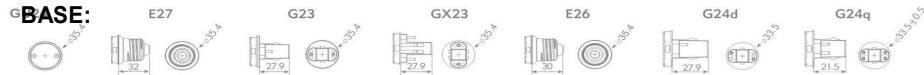
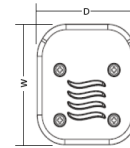
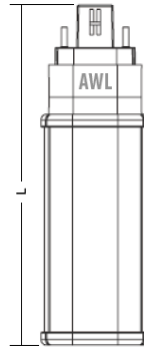
**5.5W Replaces 9W, 13W, 18W or 26W PL
DR
BP 110-277V**



horizontal



vertical



Product Description		LE-6PLD
Body Size	L (mm)	166.7 ± 2
	D (mm)	35.2 ± 2
	W (mm)	36 ± 2
LED		SMD
LED Source		EPISTAR
Dimmable		N
Input Voltage (V)		110-277VAC, DR
Power (W)		5.5W
Luminous Flux		550LM
SDCM		<4
CRI		>80
Power Factor		>0.9
Operating Temperature		20°~40°C
Life time (HRS)		50,000

Product Code	Description	CCT	Volts	Watts	Beam Angle	Base	Lumens	Note
90910	LE-6PLD/27	2700K	120V	5.5W	180	4P	550	DR